




DEPARTMENT OF PAEDIATRICS									
VIII SEM(2021 BATCH) September 2025									
Sl. No	Date	Day	Time	Competency No	Competency	Integration / Nesting	Teaching Learning Methods	Hours taken	Faculty
38	05-09-2025	Fri	1-2	PE 23.3	22. Discuss the etiopathogenesis, clinical presentation and management of cardiac failure in infant and children		L	1	Dr. Sreedeeep
39	06-09-2025	Sat	9-10	PE 23.16 PE 23.17	24. Discuss the indications and limitations of Cardiac catheterization 25. Enumerate some common cardiac surgeries like BT shunt, Potts and Waterston's and corrective surgeries		L	1	Dr. Sreedeeep
40	10-09-2025	Wed	2-4	PE 23.1	21. Discuss the Hemodynamic changes, clinical presentation, complications and management of acyanotic Heart Diseases -VSD, ASD and PDA	Physiology, Cardio	I	2	Dr. Nivya
41	12-09-2025	Fri	1-2	PE 23.4 PE 23.5	26. Discuss the etiopathogenesis, clinical presentation and management of Acute Rheumatic Fever in children 27. Discuss the clinical features, complications, diagnosis, management and prevention of Acute Rheumatic Fever		L	1	Dr. Nishanth
42	13-09-2025	Sat	9-10	PE 23.6	26. Discuss the etiopathogenesis, clinical presentation and management of infective endocarditis in children		L	1	Dr. Nivya
43	19-09-2025	Fri	1-2	PE 24.6 PE 24.7 PE 24.8	115. Discuss the causes, clinical presentation and management of persistent diarrhea in children 116. Discuss the causes, clinical presentation and management of chronic diarrhea in children. 117. Discuss the causes, clinical presentation and management of dysentery in children		L	1	Dr. Vimal
44	20-09-2025	Sat	9-10	PE 25.1	118. Discuss the etiopathogenesis, clinical presentation and management of Malabsorption in Children and its causes including celiac disease.		S(131-140)	1	Dr. Harinisri
45	26-09-2025	Fri	1-2		Approach to upper GI bleeding		L	1	Dr. Vimal
46	27-09-2025	Sat	9-10	PE 26.1	119. Discuss the etiopathogenesis, clinical features and management of acute hepatitis in children			1	Dr. Monica
	29-09-2025	Mon	8-10		INTERNAL ASSESSMENT			2	


 Dr. Peter Prasanth Kumar Komma
 MD, DCM, DNB, FAIMER, MBA
 Professor & HOD of Paediatrics
 TNMC No: 62447
 Pondicherry Institute of Medical Sciences
 Kelapet, Puducherry-605 006

DEPARTMENT OF PAEDIATRICS									
VII SEM(2022 BATCH)September 2025									
Sl. No	Date	Day	Timing	Competency No	Competency	Integration / Nesting Horizontal / Vertical	Teaching Learning Methods	Hours taken	Faculty
13	02.09.2025	Tue	9-10	PE 19.5 PE 19.8	55. Discuss immunization in special situations – HIV positive children, immunodeficiency, pre-term, organ transplants, those who received blood and blood products, splenectomised children, adolescents, and travelers 56. Demonstrate willingness to participate in the national and subnational immunization days		L	1	Dr. Monica
14	04.09.2025	Thu	8-9	PE 19.9	57. Describe the components of safe vaccine practice – Patient education/ counselling; adverse events following immunization, safe injection practices, documentation and medico-legal implications		S (1-8)	1	Dr. Nivya
15	09.09.2025	Tue	9-10	PE 20.1 PE 20.2	59. Define the common neonatal nomenclatures including the classification and describe the characteristics of a Normal Term Neonate and High Risk Neonates 60. Explain the care of a normal neonate		S (9-16)	1	Dr. Priya
16	11.09.2025	Thu	8-9	PE 20.8	62. Discuss the etiology, clinical features and management of respiratory distress in Newborn including meconium aspiration and transient tachypnea of newborn.		SDL	1	Dr. Nishanth
	15.09.2025				INTERNAL ASSESSMENT (topics from 24.06.2025 to 11.09.2025)				Dr. Peter/ Priya
17	16.09.2025	Tue	9-10	PE 20.10	64. Discuss the etiology, clinical features and management of hemorrhagic disease of newborn		S (17-24)	1	Dr. Nishanth
18	18.09.2025	Thu	8-9	PE 20.7 PE 20.9	61. Discuss the etiology, clinical features and management of Birth asphyxia 63. Discuss the etiology, clinical features and management of birth injuries.		L	1	Dr. Uma
21	30.09.2025	Tue	9-10	PE 20.14 PE 20.16	68. Discuss the etiology, clinical features and management of Neonatal hypocalcemia. 70. Discuss the etiology, clinical features and management of neonatal sepsis.		L	1	Dr. Uma



Dr. Peter Prasanth Kumar Kommu,
 MD, DGH, DNB, FAIMER, MBA
 Professor & HOD of Paediatrics
 TNMC No: 62447
 Pondicherry Institute of Medical Sciences
 Pondicherry - 605 006

DEPARTMENT OF PAEDIATRICS									
VI SEM(2023 BATCH) September 2025									
Sl. No	Date	Day	Timing	Competency No	Competency	Integration / Nesting Horizontal / Vertical	Teaching Learning Methods	Hours taken	Faculty
1	22-09-2025	Mon	3-4		Introduction to faculty Paediatrics & Paediatrics		L	1	Dr. Peter
2	24-09-2025	Wed	9-10	PE 1.1 PE 1.2	Define the terminologies Growth and Development and Discuss the factors affecting normal growth and development Discuss and Describe the patterns of growth in infants, children and adolescents		L	1	Dr. Priya
3	29-09-2025	Mon	3-4	PE 1.3	Discuss and Describe the methods of assessment of growth including use of WHO and Indian national standards. Enumerate the parameters used for assessment of physical growth in infants, children and adolescents		SDL	1	Dr. Priya


 Dr. Peter Frasanth Kumar Kommu,
 MD, DGH, DNB, FAIMER, MBA
 Professor & HOD of Paediatrics
 TNMC No: 63442
 Pondicherry Institute of Medical Sciences
 Kalapet, Pondicherry-605 006.


Pondicherry Institute of Medical Sciences											
Department of Paediatrics											
2022 (Batch A2) Clinical posting - (08.09.2025 - 03.10.2025)											
Sl. No	Date	Day	Timings	Competency No	Competency Class	Teaching Learning Methods	Hours taken	Faculty 1	Faculty 2	Faculty 3	Clerckship
1	08-09-2025	Mon	10.15 - 1		Introduction and history taking	Bedside clinic	3	Dr. Priya			27-31
2	09.09.2025	Tue	11-1pm		Case presentation Paediatrics	Bedside clinic	2	Dr. Monica			32-36
			10.15-11	PE24.15. PE24.16. PE24.17	Skills training 1.Perform NG tube insertion in a manikin. 2.Perform IV cannulation in a model. 3.Perform Interosseous insertion model	Simulation (Skill lab)	1	Dr.Nivya			
3	10.09.2025	Wed	11-1pm		Case presentation - Newborn	Bedside clinic	2	Dr. Harinisri			37-41
			10.15-11	PE7.1 PE7.5. PE7.7. PE7.10 PE7.11.	Newborn examination I 1.Awareness on the cultural beliefs and practices of breast feeding. 2. Observe the correct technique of breast feeding and distinguish right from wrong techniques. 4. Educate mothers on ante natal breast care and prepare mothers for lactation. 5. Educate and counsel mothers for best practices in Breast feeding.	Bedside clinic	1	Dr. Vishnupriya			
4	11.09.2025	Thu	11-1pm		Certification Development, Anthropometry, Immunization	Bedside clinic	2	Dr. Peter	Dr. Nishanth	Dr. Priya	42-46
			10.15-11	PE20.4. PE20.6. PE20.18 PE16.2	Newborn examination II 1.Assessment of a normal neonate. 3. Explain the follow up care for neonates including Breast Feeding, Temperature maintenance, immunization, importance of growth monitoring and red flags. 4. Identify and stratify risk in a sick neonate using IMNCI guidelines 1.Assess children <2 months using IMNCI Guidelines	Bedside clinic	1	Dr.Uma			
5	12.09.2025	Fri	11-1pm		Case presentation - Newborn	Bedside clinic	2	Dr. Vimal			47-52
			10.15-11	PE12.3. PE12.4. PE12.21 PE13.3. PE13.4. PE13.5	Vitamin Deficiency 1 1.Identify the clinical features of dietary deficiency / excess of Vitamin A. 2.Diagnose patients with Vitamin A deficiency, classify and plan management. 3.Identify the clinical features of Vitamin C deficiency. 4. Identify the clinical features of dietary deficiency of Iron and make a diagnosis. 5. Interpret hemogram and Iron Panel. 6. Propose a management plan for Fe deficiency anaemia	Tutorial	1	Dr.Monica			
6	15.09.2025	Mon	11-1pm		Certification Development, Anthropometry, Immunization	Bedside clinic	2	Dr. Peter	Dr. Nishanth	Dr. Priya	27-31
			10.15-11	PE12.8 PE12.17 PE12.18	Vitamin Deficiency 2 1.Identify the clinical features of dietary deficiency of Vitamin D. 3.Identify the clinical features of Vitamin B complex deficiency. 4.Diagnose patients with Vitamin B complex deficiency and plan management	Tutorial	1	Dr.Vimal			
			11-1pm		Case Presentation - Paediatrics	Bedside clinic	2	Dr. nanditha			

7	16.09.2025	Tue	10.15-11	PE32.2. PE32.3. PE32.7. PE32.8. PE32.12 PE32.13	dysmorphism 1. Identify the clinical features of Down's Syndrome. 2. Interpret normal Karyotype and recognize Trisomy 21. 4. Identify the clinical features of Turner Syndrome. 5. Interpret normal Karyotype and recognize the Turner Karyotype. 7. Identify the clinical features of Klinefelter Syndrome. 8. Interpret normal Karyotype and recognize the Klinefelter Karyotype	Tutorial	1	Dr. Vishnupriya			32-36
8	17.09.2025	Wed	11-1pm		Case presentation - Newborn	Bedside clinic	2	Dr. Nandini			37-41
			10.15-11	PE15.3 PE15.4 PE15.5	Fluid electrolytes 1. Calculate the fluid and electrolyte requirement in health. 2. Interpret electrolyte report 3. Calculate fluid and electrolyte imbalance.	Tutorial/ simulation (skills lab)	1	Dr. Sreedeeep			
9	18.09.2025	Thu	10.15 - 1		Newborn Examination	DOAP	3	Dr. Nanditha			42-46
10	19.09.2025	Fri	11-1pm		Case Presentation - Paediatrics	Bedside clinic	2	Dr. Nivya			47-52
			10.15-11	PE33.2. PE33.3. PE33.6. PE33.9. PE33.10	Endocrine history 1. Recognize the clinical signs of Hypothyroidism and refer. 2. Interpret and explain neonatal thyroid screening report. 4. Perform and interpret Urine Dip Stick for Sugar. 6. Perform Sexual Maturity Rating (SMR) and interpret. 7. Recognize precocious and delayed Puberty and refer.	Tutorial	1	Dr. Nandini			
11	29.09.2025	Mon	11-1pm		Certification - Breast feeding + Pending certification	DOAP	2	Dr. Peter	Dr. Nishanth	Dr. Priya	27-35
			10.15-11	PE8.4. PE8.5 PE9.4. PE9.5. PE9.6. PE9.7	Complementary feeding 1. Elicit history on the Complementary Feeding habits. 2. Counsel and educate mothers on the best practices in Complimentary Feeding. 3. Assess and classify the nutrition status of infants, children and adolescents and recognize deviations. 4. Calculate the age related calorie requirement in Health and Disease and identify gap. 5. Elicit document and present an appropriate nutritional history and perform a dietary recall. 6. Plan an appropriate diet in health and disease	SGD	1	Dr. Nandini			
12	30.09.2025	Tue	10.15 - 1		EOP - Skill station & OSCE & Case based discussion		3				45-52


 Dr. Peter Prasanth Kumar Kommu,
 MD, DCH, DNB, FAIMER, MBA
 Professor & HOD,
 Paediatrics
 TNMC No: 62447
 Pondicherry Institute of Medical Sciences
 Kalapet, Puducherry - 605 006

Pondicherry Institute of Medical Sciences											
Department of Paediatrics											
2022 (Batch A1) Clinical posting - (08.09.2025 - 03.10.2025)											
Sl. No	Date	Day	Timings	Competency No	Competency Class	Teaching Learning Methods	Hours taken	Faculty 1	Faculty 2	Faculty 3	Clerckship
1	08-09-2025	Mon	10.15 - 1		Introduction and history taking	Bedside clinic	3	Dr. Priya			1-5
2	09.09.2025	Tue	10.15-12		Case presentation - Newborn	Bedside clinic	2	Dr. Harinisri			5-10
			12-1	PE7.1 PE7.5. PE7.7. PE7.10 PE7.11.	Newborn examination I 1.Awareness on the cultural beliefs and practices of breast feeding. 2. Observe the correct technique of breast feeding and distinguish right from wrong techniques. 4. Educate mothers on ante natal breast care and prepare mothers for lactation. 5. Educate and counsel mothers for best practices in Breast feeding.	Bedside clinic	1	Dr. Vishnupriya			
3	10.09.2025	Wed	10.15-12		Case presentation - Newborn	Bedside clinic	2	Dr. Vimal			11-15
			12-1	PE20.4. PE20.6. PE20.18 PE16.2	Newborn examination II 1.Assessment of a normal neonate. 3. Explain the follow up care for neonates including Breast Feeding, Temperature maintenance, immunization, importance of growth monitoring and red flags. 4. Identify and stratify risk in a sick neonate using IMNCI guidelines 1.Assess children <2 months using IMNCI Guidelines	Bedside clinic	1	Dr.Uma			
4	11.09.2025	Thu	10.15-12		Case presentation Paediatrics	Bedside clinic	2	Dr. Monica			16-20
			12-1	PE24.15. PE24.16. PE24.17	Skills training 1.Perform NG tube insertion in a manikin. 2.Perform IV cannulation in a model. 3.Perform Interosseous insertion model	Simulation (Skill lab)	1	Dr.Nivya			
5	12.09.2025	Fri	10.15-12		Certification Development, Anthropometry, Immunization	Bedside clinic	2	Dr. Peter	Dr. Nishanth	Dr. Priya	21-26
			12-1	PE12.3. PE12.4. PE12.21 PE13.3. PE13.4. PE13.5	Vitamin Deficiency 1 1.Identify the clinical features of dietary deficiency / excess of Vitamin A. 2.Diagnose patients with Vitamin A deficiency, classify and plan management. 3.Identify the clinical features of Vitamin C deficiency. 4. Identify the clinical features of dietary deficiency of Iron and make a diagnosis. 5. Interpret hemogram and Iron Panel. 6. Propose a management plan for Fe deficiency anaemia	Tutorial	1	Dr.Monica			
6	15.09.2025	Mon	10.15-12		Case Presentation - Paediatrics	Bedside clinic	2	Dr. nanditha			1-5
			12-1	PE12.8 PE12.17 PE12.18	Vitamin Deficiency 2 1.Identify the clinical features of dietary deficiency of Vitamin D. 3.Identify the clinical features of Vitamin B complex deficiency. 4.Diagnose patients with Vitamin B complex deficiency and plan management	Tutorial	1	Dr.Vimal			
7	16.09.2025	Tue	10.15-12		Case Presentation - Paediatrics			Dr. Nanditha			6-10
			12-1		Newborn Examination	DOAP	3	Dr. Nanditha			
			10.15-12		Certification Development, Anthropometry, Immunization	Bedside clinic	2	Dr. Peter	Dr. Nishanth	Dr. Priya	

8	17.09.2025	Wed	12-1	PE15.3 PE15.4 PE15.5	Fluid electrolytes 1.Calculate the fluid and electrolyte requirement in health. 2.Interpret electrolyte report 3. Calculate fluid and electrolyte imbalance.	Tutorial/ simulation (skills lab)	1	Dr.Sreedeeep			11-15
9	18.09.2025	Thu	10.15-12		Case presentation - Newborn	Bedside clinic	2	Dr. Nandini			16-20
			12-1	PE32.2. PE32.3. PE32.7. PE32.8. PE32.12 PE32.13	dysmorphism 1.Identify the clinical features of Down's Syndrome. 2. Interpret normal Karyotype and recognize Trisomy 21. 4. Identify the clinical features of Turner Syndrome. 5. Interpret normal Karyotype and recognize the Turner Karyotype. 7.Identify the clinical features of Klinefelter Syndrome. 8.Interpret normal Karyotype and recognize the Klinefelter Karyotype	Tutorial	1	Dr.Vishnupriyaa			
10	19.09.2025	Fri	10.15-12		Certification - IV, airway, Immunization	Bedside clinic	2	Dr.Peter	Dr. Nishanth	Dr.Priya	21-26
			12-1	PE23.7 PE23.8. PE23.9.	CVS History 1.Elicit appropriate history for a cardiac disease, analyse the symptoms e.g. breathlessness, chest pain, tachycardia, feeding difficulty, failing to thrive, reduced urinary output, swelling, syncope, cyanotic spells, Suck rest cycle, frontal swelling in infants.Document and present 1.Identify external markers of a cardiac disease e.g. Cyanosis, Clubbing, dependent edema, dental caries, arthritis, erythema rash, chorea, subcutaneous nodules, Oslers node, Janeway lesions and document 2.Record pulse, blood pressure, temperature and respiratory rate and interpret as per the age	SGD	1	Dr. Peter			
11	29.09.2025	Mon	10.15-12		Certification - Breast feeding + Pending certification	DOAP	2	Dr. Peter	Dr.Nishanth	Dr.Priya	1-9
			12-1	PE8.4. PE8.5 PE9.4. PE9.5. PE9.6. PE9.7	Complementary feeding 1.Elicit history on the Complementary Feeding habits. 2.Counsel and educate mothers on the best practices in Complimentary Feeding. 3.Assess and classify the nutrition status of infants, children and adolescents and recognize deviations. 4.Calculate the age related calorie requirement in Health and Disease and identify gap. 5. Elicit document and present an appropriate nutritional history and perform a dietary recall. 6. Plan an appropriate diet in health and disease	SGD	1	Dr. Nandini			
12	30.09.2025	Tue	10.15 - 1		EOP - Skill station & OSCE & Case based discussion		3	Dr. Nivya			10-18


 Dr. Peter Prasanth Kumar Kommu,
 MD, DCH, DNB, FAIMER, MBA
 Professor & HOD of Paediatrics
 TNMC No: 62447
 Pondicherry Institute of Medical Sciences
 Kalapet, Puducherry-605 006